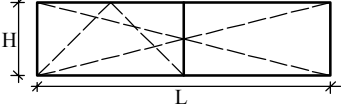
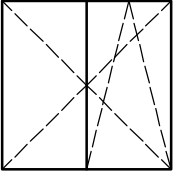
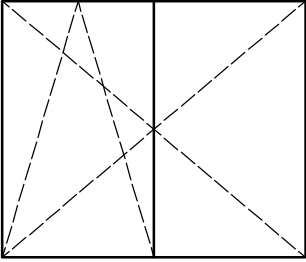



Wykaz stolarki okiennej

Lp.	rodzaj okna	wym. [mm]	szt.	schemat okien
1.		H 500 L 2070	10	
2.		1150 1150	7	
3.		1750 2070	39	
4.		2830 980	6	
5.	okno połaciowe w dachu	1470 980	6	